



Artinii^{Pro}

A TUTORIAL ON HOW TO SEND A FILM

What you need to know before getting started?

1

Any film delivered via Artinii, can for security reasons, only be screened using the **Artinii Cinema Player**. The player is now available for PC and [macOS](#). The VOD solution also works for mobile devices.

2

The **Send film** tool enables the owner to send his film to a client of his choosing. **They need to be registered** in the Artinii system and they need to **have the required information filled in**.

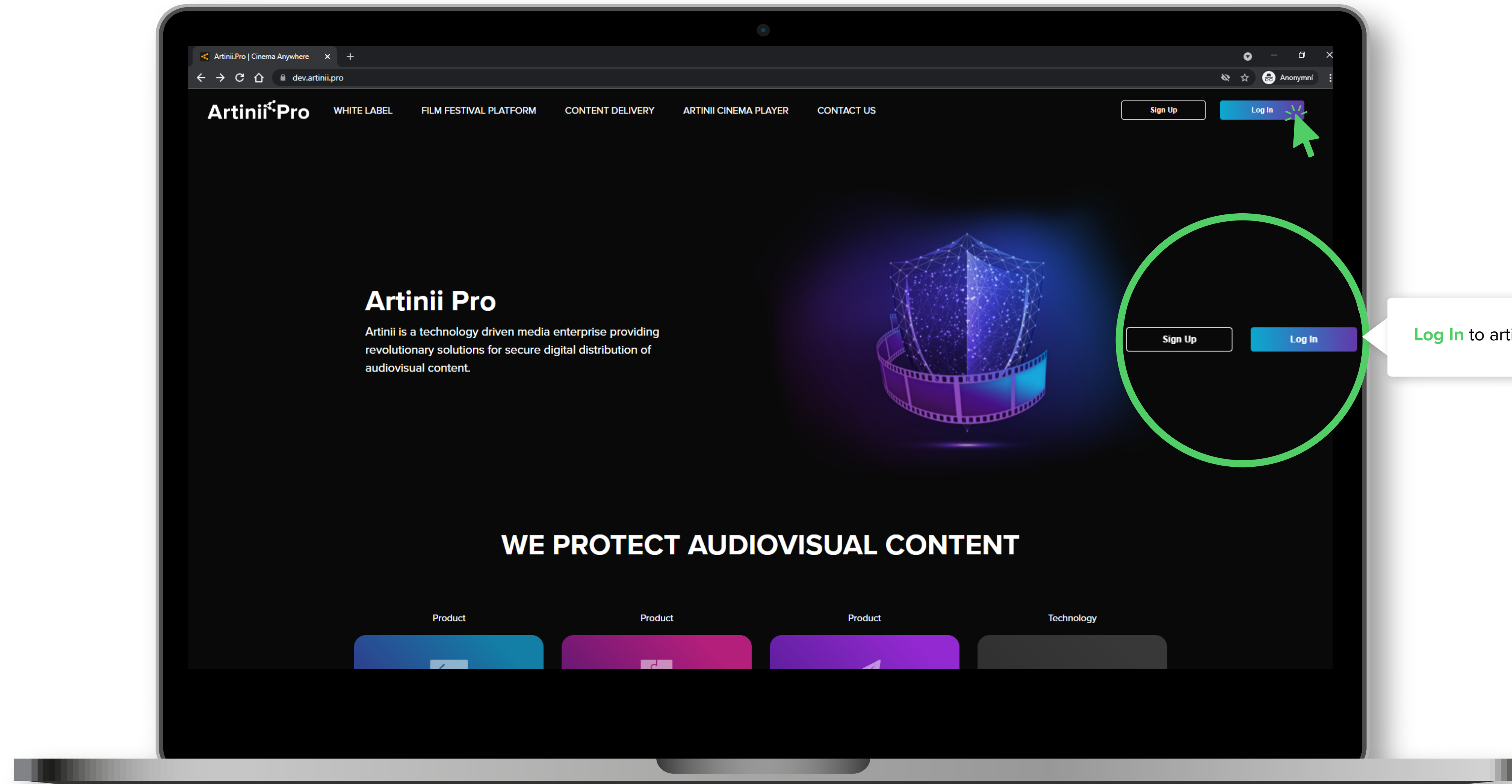
3

There is **no payment gateway** involved in the process. You will need to invoice the price you wish to your customer yourself.

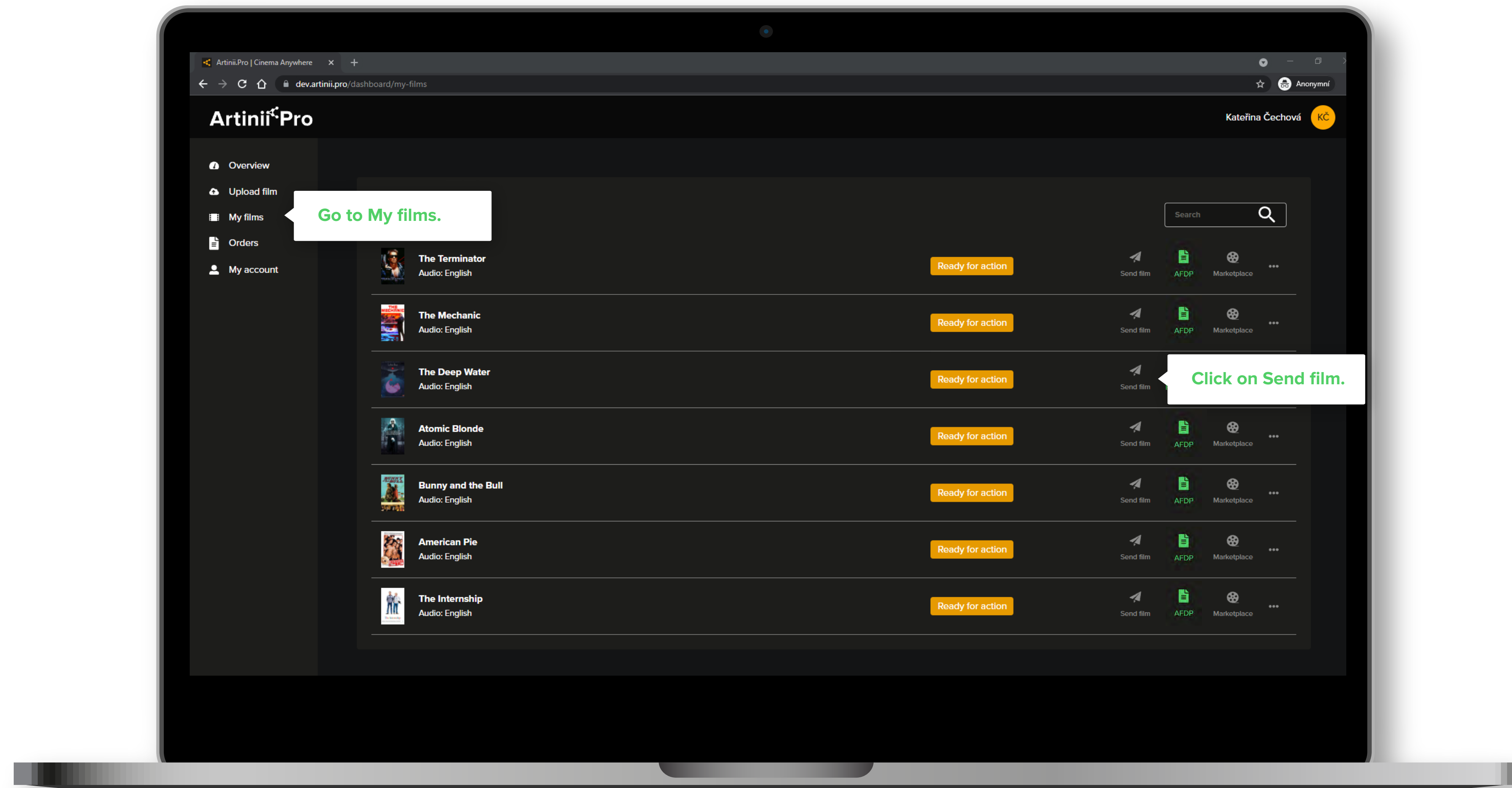
4

Before you attempt to **send a film**, you will need to upload it to your Artinii.Pro account.

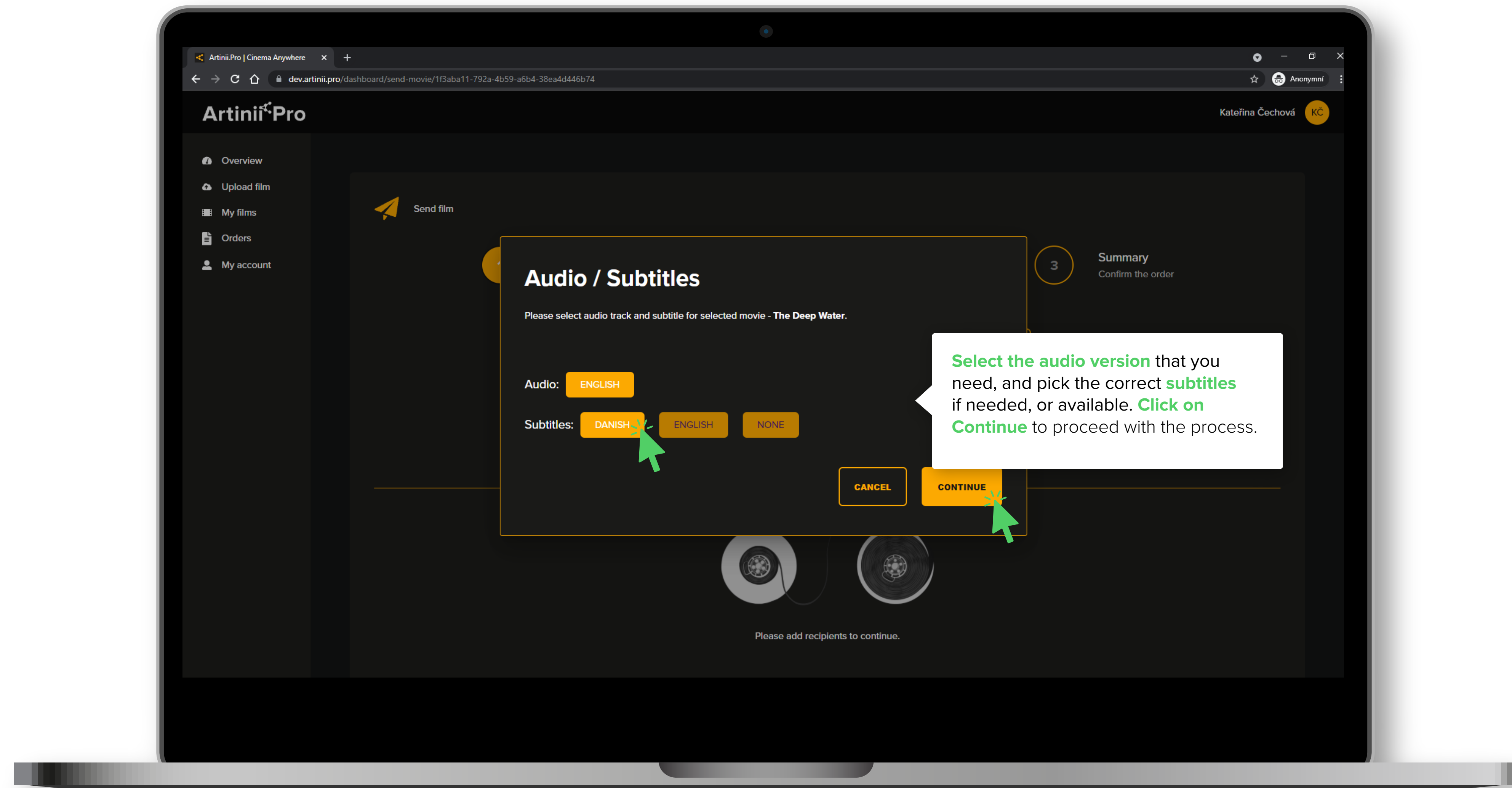
LOG IN



SEND FILM



SEND FILM



SEND FILM

The screenshot shows the 'Send film' workflow in the ArtiniiPro dashboard. The interface includes a sidebar with navigation links (Overview, Upload film, My films, Orders, My account) and a main content area with three steps: 1. Recipients (Select audience), 2. Licensing (Confirm your selection), and 3. Summary (Confirm the order). A callout box explains that users can enter an email or a location to find recipients. Below this, the 'Email' field contains 'martin.p@artinii.com' with a green checkmark, and the 'Location' field is empty with a placeholder 'Type in the name of location...'. A list of potential recipients is shown below, with the first one selected. A callout box explains that users must set up a screening place and be registered in the system. The 'CONTINUE' button is highlighted with a green arrow.

Fill in the e-mail of the user to whom you wish to send the film. You can also look up the recipient by his screening place.

You can add additional contacts and send the film to multiple locations at the same time.

Artinii
martin.p@artinii.com

☒ AA, ASF • Londýn, Velká Británie • 24 👤

☐ 13 • Púchovská, 141 00 Praha 4, Czechia • 17 👤

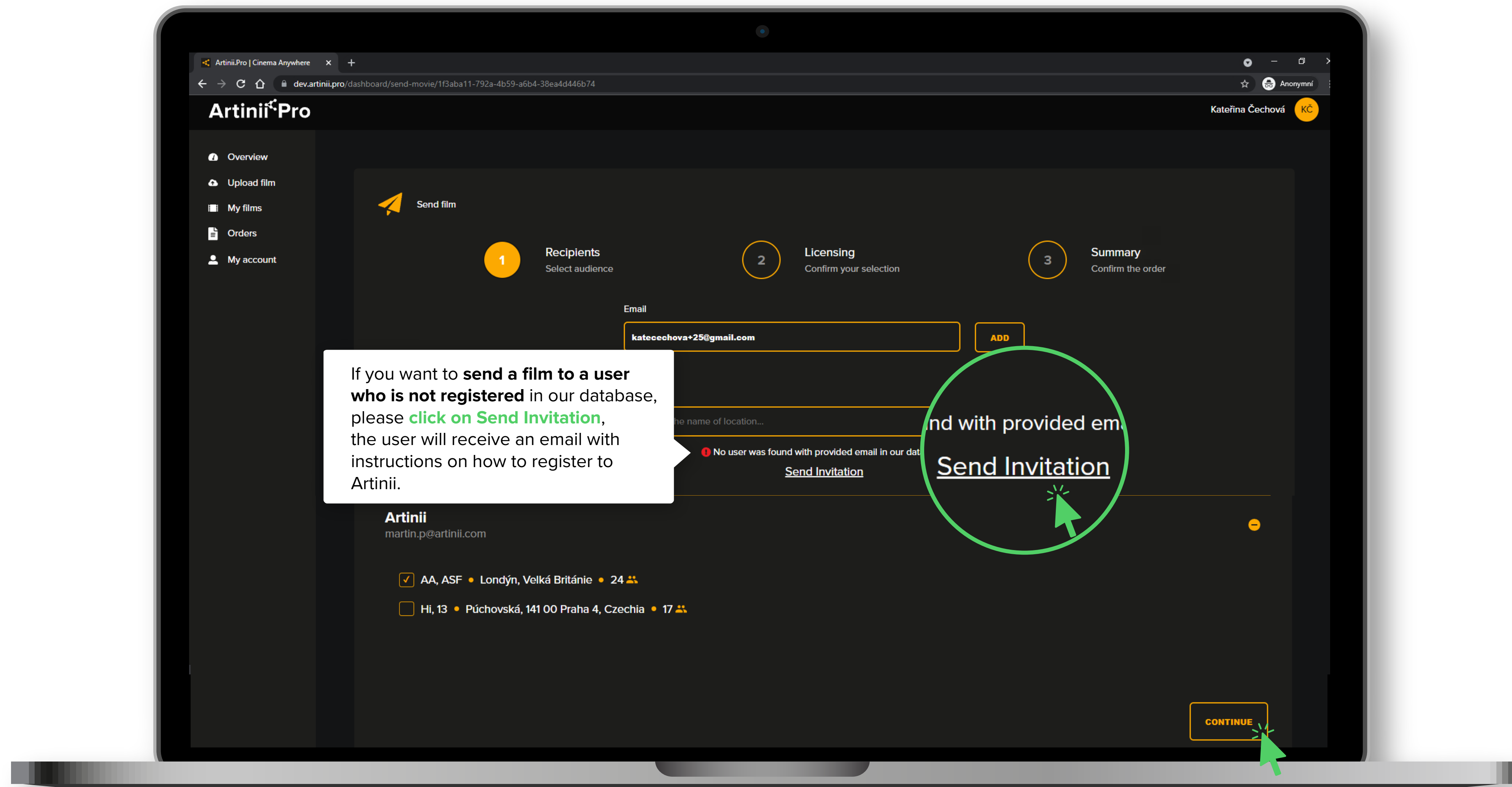
Indicate the screening location to which you want to send the film. The user can have more than one.

! The user must set up a screening place and be registered in the Artinii system.

Selecting a user who is in the system but **does not have a screening place** filled in is not possible. In this case, **you must write to the user to set up a Screening place.**

CONTINUE

SEND FILM



SEND FILM

Artinii⁴Pro

Kateřina Čechová KC

Overview

Upload film

My films

Orders

My account

AFDP requests

Send film

1

Recipients

Select audience

2

Licensing

Confirm your selection

3

Summary

Confirm the order

General time settings

You can set time limitation within the film will be available for a screening. It is automatically set to three months since the order is created (or to the time set in additional settings). Three months is maximum that can be set. The selected time and date correspond with your current PC timezone.

License valid from:

Nov 15, 2021 2:19 PM

Edit

License valid to:

Feb 12, 2022 2:19 PM

Edit

You can check availability within other timezones

search for location

Set for all order items

All order items

You can configure the film's time availability and number of screenings for each recipient.

Artinii

martin.p@artinii.com

Number of screenings

- 1 +

License valid from:

Nov 15, 2021 2:19 PM

Edit

License valid to:

Feb 12, 2022 2:19 PM

Edit

BACK TO RECIPIENTS

CONTINUE TO SUMMARY

In this step, you **set the time** and the **quantity restrictions** for each item in the order.

License valid from corresponds with the time from which the film will be unlocked for playback

License valid to corresponds with the time until when it will be unlocked (after this date has passed, the film can no longer be played).

Select the number of licenses you want to send to each of the recipients that you have chosen.

To check what time your settings correspond to in another time zone (for example, the location where you are sending the film), search for the desired city in the search bar.

You can apply the time you select to all items (if there are multiple items) using the **Set for all order items** button, or you can select a time restriction at the individual recipient level.

i

The dates are automatically preset to **three months from the creation** of the order (or to the time set in additional settings).

Three months is also the maximum that can be set to restrict the time limitation.

The selected time and date correspond with your computer's current time zone.

8

SEND FILM

Finally, **confirm that you wish to send the film** and that **you agree to the T&C** and that **you will pay for the delivery** at the end of the billing period once Artinii sends you an invoice.

