



GETTING
STARTED

Artinii

FILM DISTRIBUTION PLATFORM

CONTENTS

What do you need to know before you start using the platform?

How do you create your AFDP related website?

How do you „contribute“ a film to the platform?

How do you invite someone so that he can contribute a film?

How do you set up the rules for a film
for Public Screenings and for VOD?

How do you add Pre & Post Rolls into the platform?

What do you need to know before you start using the platform?

1

Any film delivered via Artinii, can for security reasons, only be screened using the **Artinii Cinema Player**. The player is now available for PC and [macOS](#). The VOD solution also works for mobile devices.

3

If you wish to add a film to your AFDP, you or one of your submitters must first upload it to an **Artinii.pro** account.

2

All films must first be uploaded to Artinii.pro

How do I upload a film?
Click [here](#).

4

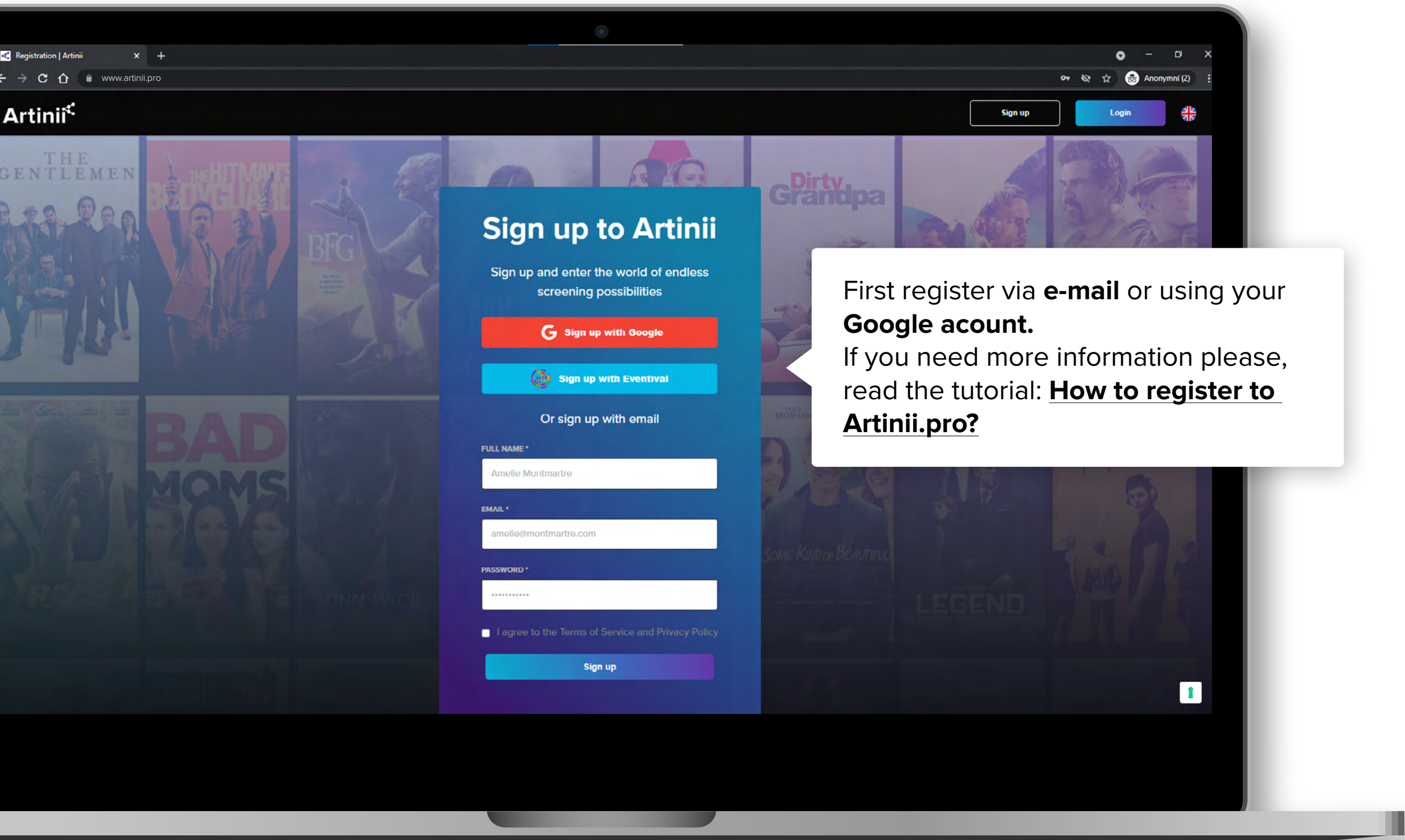
A Submitter can share a film with you only after uploading it to **Artinii.Pro**

Artinii⁺ Pro

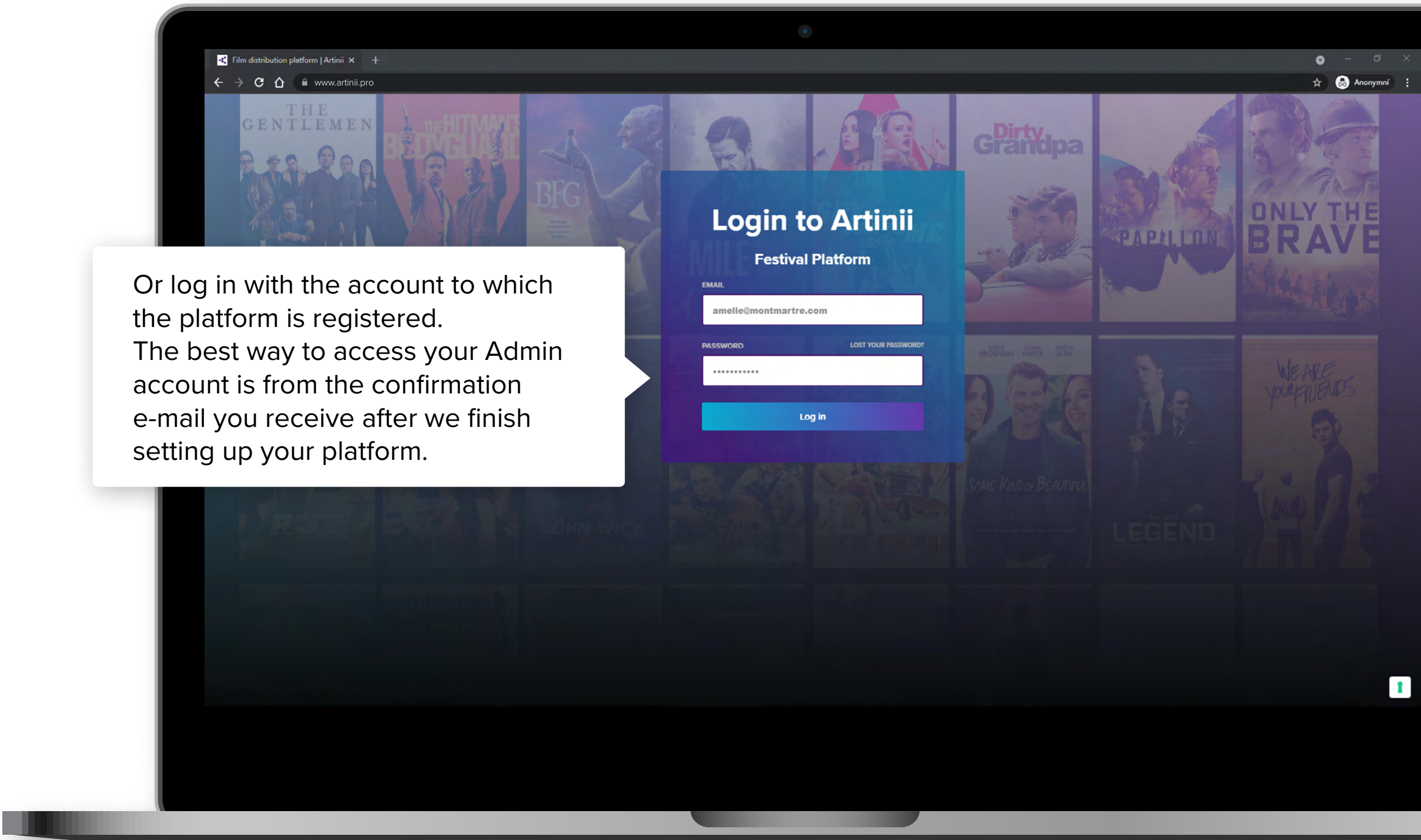
What is **Artinii.pro?**

Artinii.Pro is a one stop shop for all film industry professionals. When it comes to digital film distribution, selling licenses for public screenings, VOD solutions and film festivals, Artinii.Pro hosts all the tools offer all the solutions.

REGISTER OR LOGIN

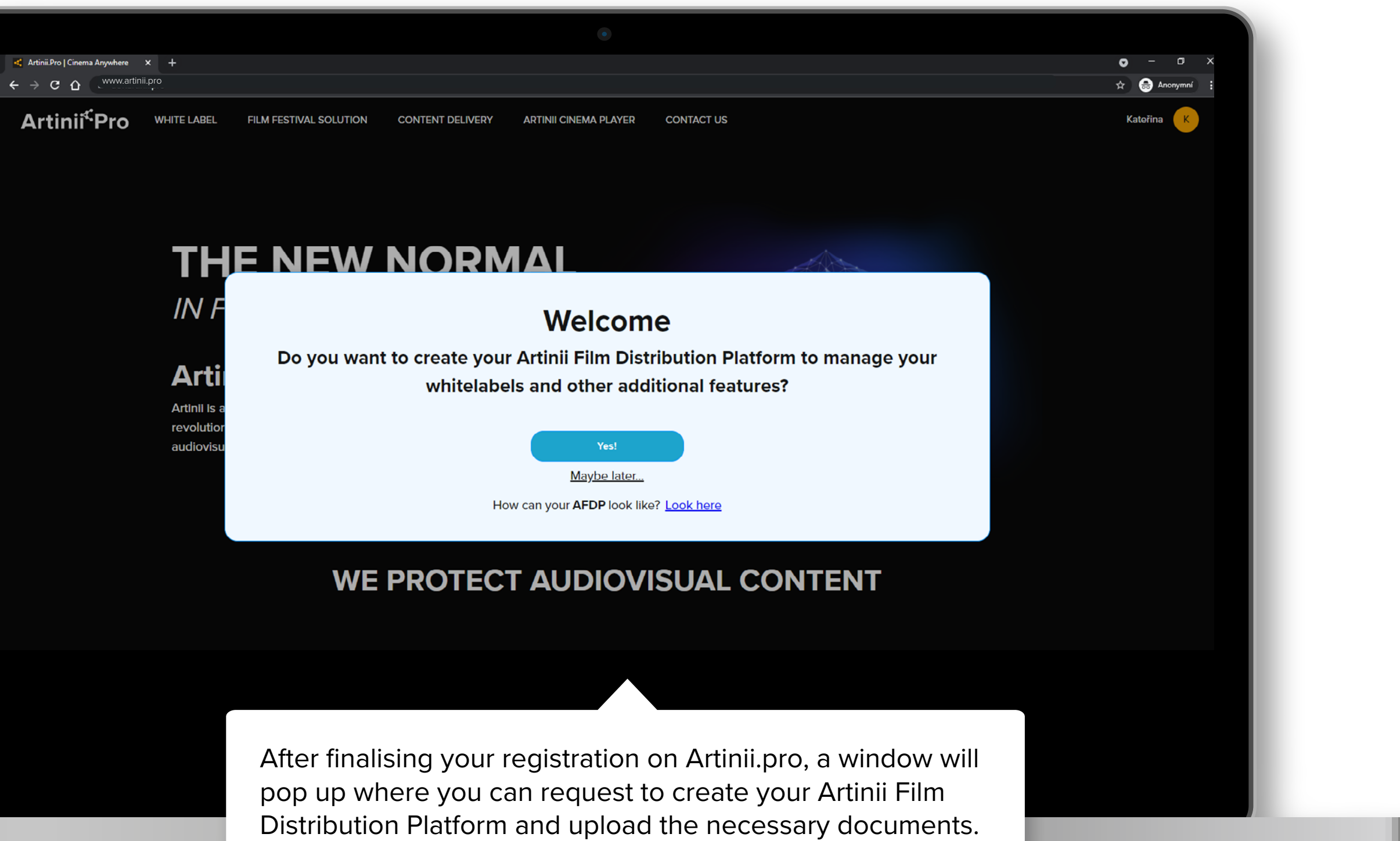


First register via **e-mail** or using your **Google account**.
If you need more information please, read the tutorial: **How to register to Artinii.pro?**

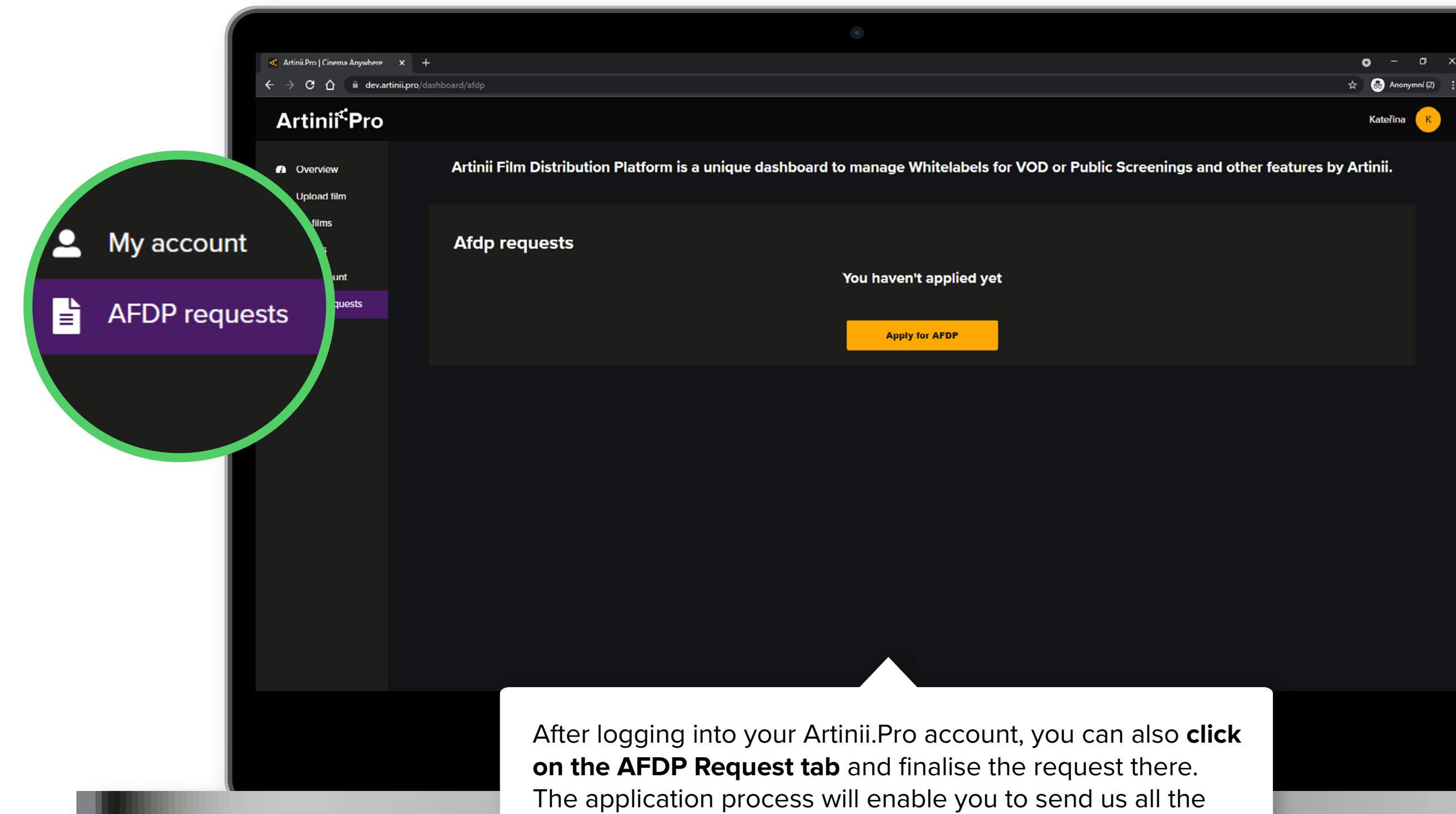


Or log in with the account to which the platform is registered.
The best way to access your Admin account is from the confirmation e-mail you receive after we finish setting up your platform.

HOW TO CREATE YOUR PUBLIC WEBSITE POWERED BY ARTINII



After finalising your registration on Artinii.pro, a window will pop up where you can request to create your Artinii Film Distribution Platform and upload the necessary documents. You can also access this option later via the AFDP request tab in the left sidebar.



After logging into your Artinii.Pro account, you can also **click on the AFDP Request tab** and finalise the request there. The application process will enable you to send us all the necessary assets ahead of time.

HOW TO CREATE YOUR AFDP RELATED WEBSITE

Page title (to make it easier to recognize and manage the page within the system).

Subdomain (Each URL of your platform consists of a unique subdomain and an Artinii ending. com, e.g. mycompany.artinii.com, where mycompany is a subdomain).

VAT registration (Based on this information, the prices displayed to the customer will be automatically adjusted in accordance with the logic of VAT calculation in different countries).

Please complete and upload the necessary information and supporting materials

Logo here

Drag & Drop
Max height 300px

Upload your logo here. It will be placed on the top of the public page. Format: **a PNG file with a transparent background.**

Header photo here

Drag & Drop
1920 x 370px

The header photo that your clients will see on the top of the page beneath your logo.

Description of your company, can be left blank

Page description (e.g. information about the festival or your company)

This can be your company name

Artinii

Subdomain

Every URL of your platform consists of a unique subdomain name and our artinii.com ending. e.g. mycompany.artinii.com where mycompany is the subdomain.

mycompany

☐ VAT registered?

Please check the box if you are VAT registered. Based on this information prices shown to the customer will be adjusted, complying with the law.

Your Company Facebook url



https://facebook.com/artinii

Your Company Instagram url



https://instagram.com/artinii

Your Company LinkedIn url



https://linkedin.com/artinii

Your Company Youtube url



https://youtube.com/artinii

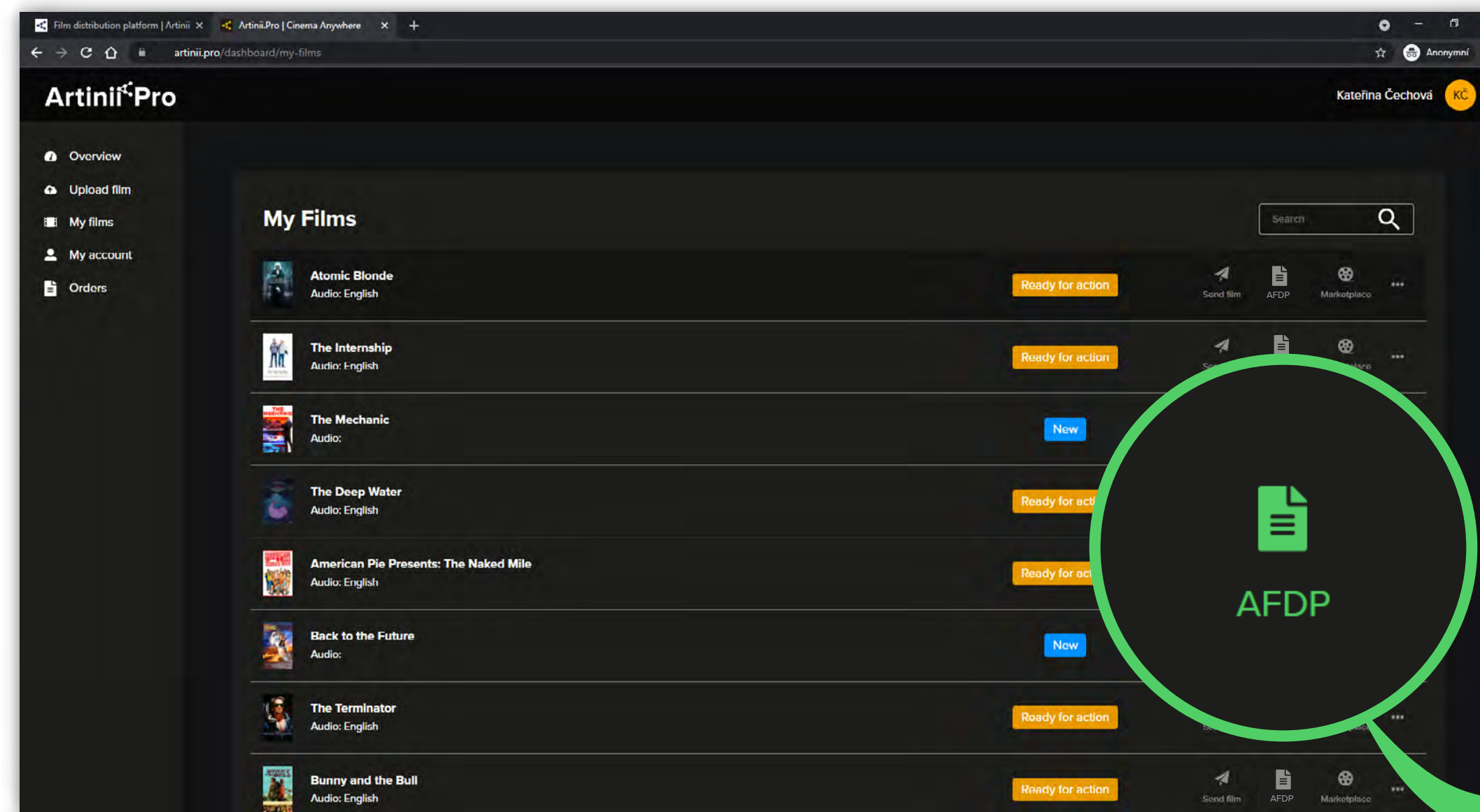
And links to your Facebook, Instagram, LinkedIn and YouTube.

Send

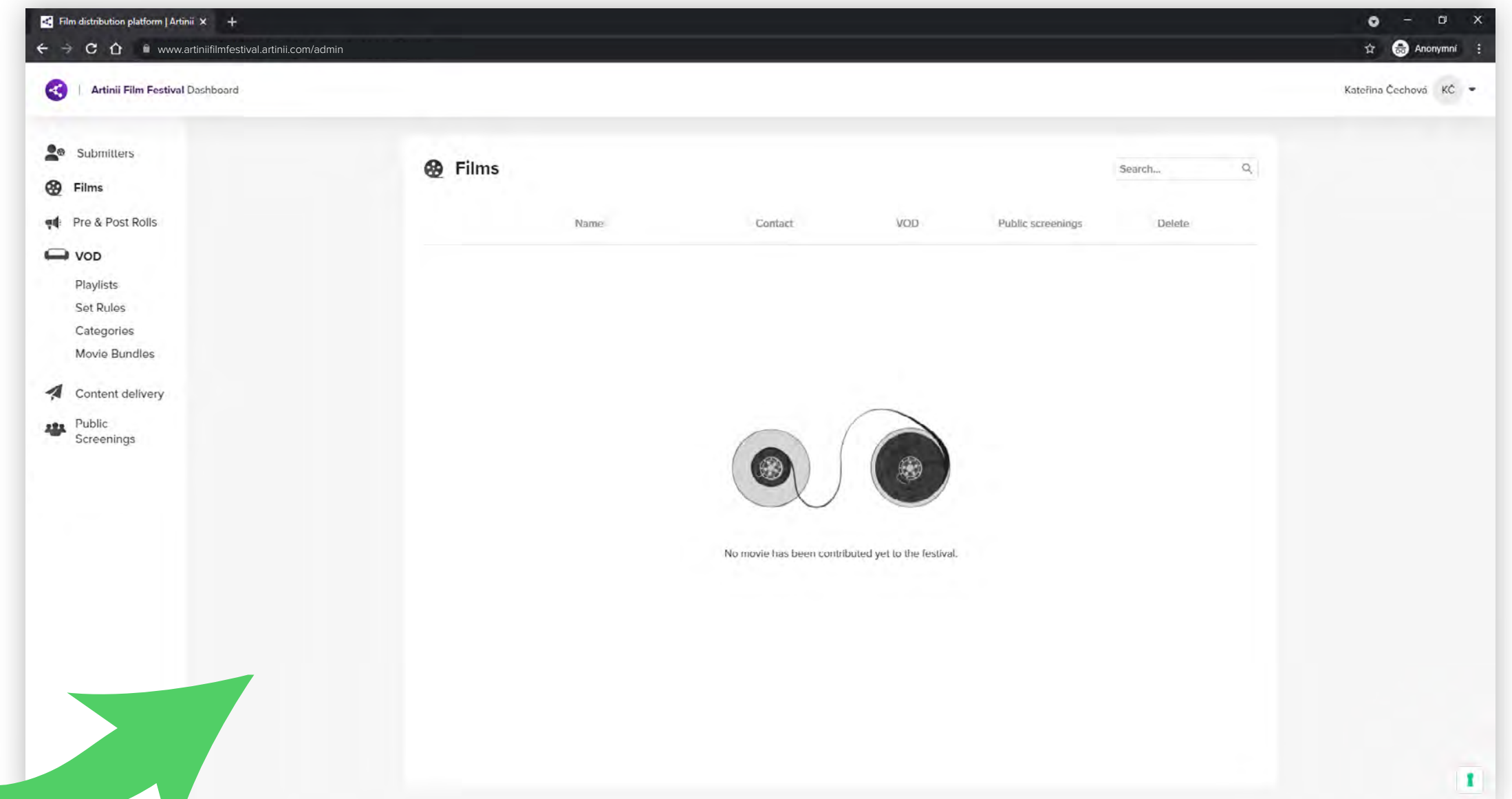
Once uploaded, **click Send** and wait for your request to be processed. **Someone from the Artinii team will get in touch with you to finalise your application and to discuss how you'd like to pay the set up fee.**

HOW TO ADD FILMS TO YOUR AFDP

www.artinii.pro/my-films



www.nameofyourplatform.artinii.com/admin



OPTION 1.

Do you own the films?

Use the same details as you've **used to login to your AFDP account to login to Artinii.pro**. Then upload your films.

To add your films to your AFDP platform, **click on the "AFDP" icon**.

How to upload a film to Artinii.pro? Click here.

HOW TO ADD FILMS TO YOUR AFDP

www.nameofyourplatform.artinii.com/admin

Artinii Film Festival Dashboard

Submitters

Films

Pre & Post Rolls

VOD

Content delivery

Public Screenings

Films

Name

Contact

VOD

Public screenings

Delete

No movie has been contributed yet to the festival.

OPTION 2.

Is someone else the owner of the film?

Films can be assigned to your platform by any other user (submitter) who is registered in the **Artinii system** and **has uploaded a film to their account**. If you want to invite someone to assign a film to your AFDP, **click on Invite and enter the user's e-mail**.

!

You will need to enter an e-mail address which is linked to an Artinii.pro account.

Artinii Film Festival

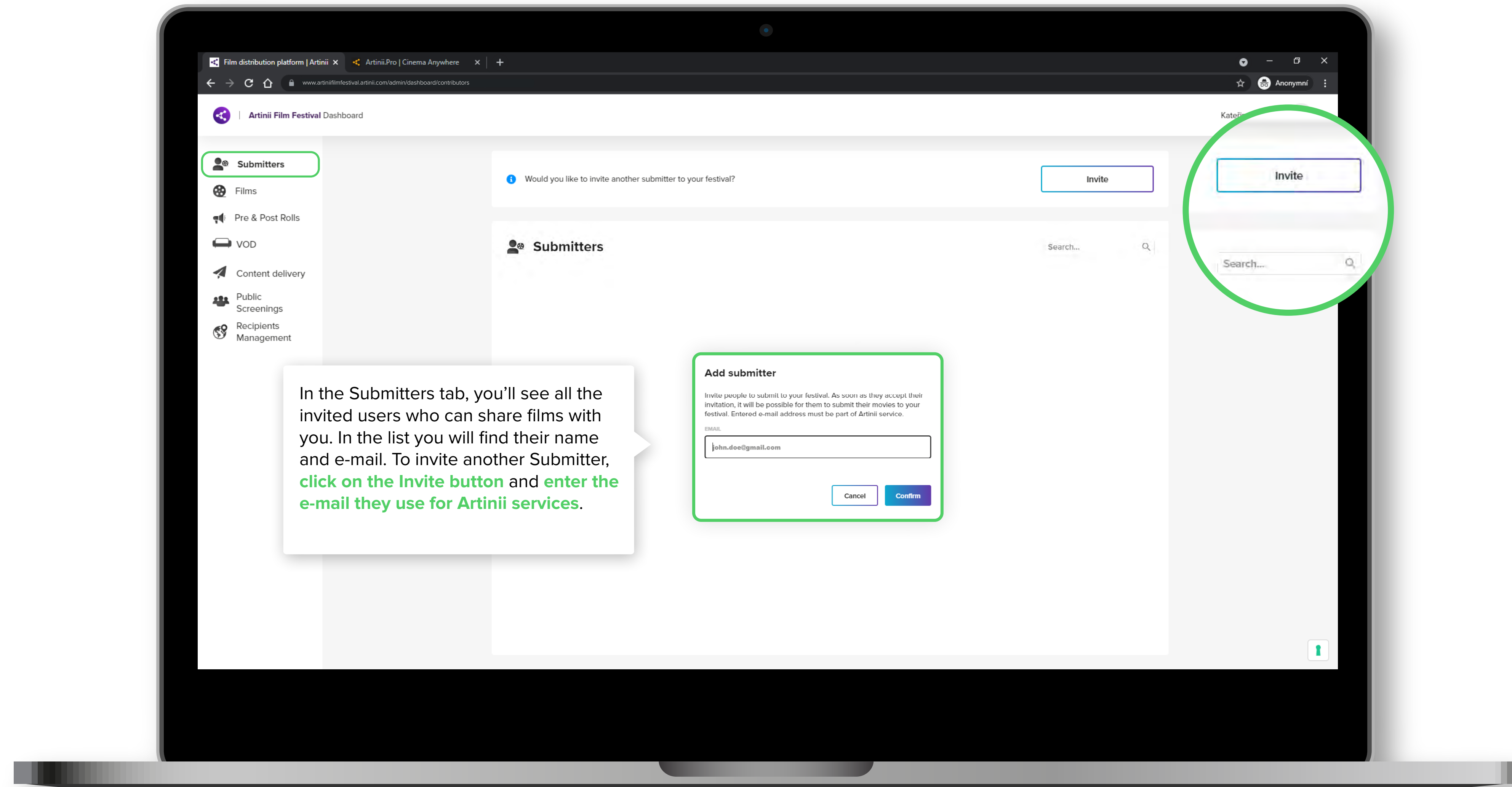
Submitters

Films

Pre & Post Rolls

8

HOW TO INVITE SOMEONE TO SUBMIT A FILM TO YOUR AFDP.



HOW DO YOU SET UP THE RULES FOR A FILM FOR PUBLIC SCREENINGS AND FOR VOD?

The screenshot shows the Artinii Film Festival Dashboard. The left sidebar has a 'Films' tab selected. The main area displays a table of films with columns for Name, Contact, and VOD. A green cursor points to the couch icon in the VOD column for 'The Terminator'. Another green cursor points to the audience icon in the Public screenings column for 'The Internship'. Callouts explain the VOD and Public Screenings options. A green couch icon and a green audience icon are shown in circles on the right. A green information icon is in the bottom right corner.

Films

	Name	Contact	VOD	Public Screenings
	The Terminator	Kateřina Čechová		
	The Mechanic	Kateřina Čechová		
	The Deep Water	Kateřina Čechová		
	Atomic Blonde	Kateřina Čechová		
	Bunny and the Bull	Kateřina Čechová		
	The Internship	Kateřina Čechová		
	American Pie Presents: The Naked Mile	Kateřina Čechová		

VOD

To sell a film for home viewing, click on the couch icon in the VOD column.

Public Screenings

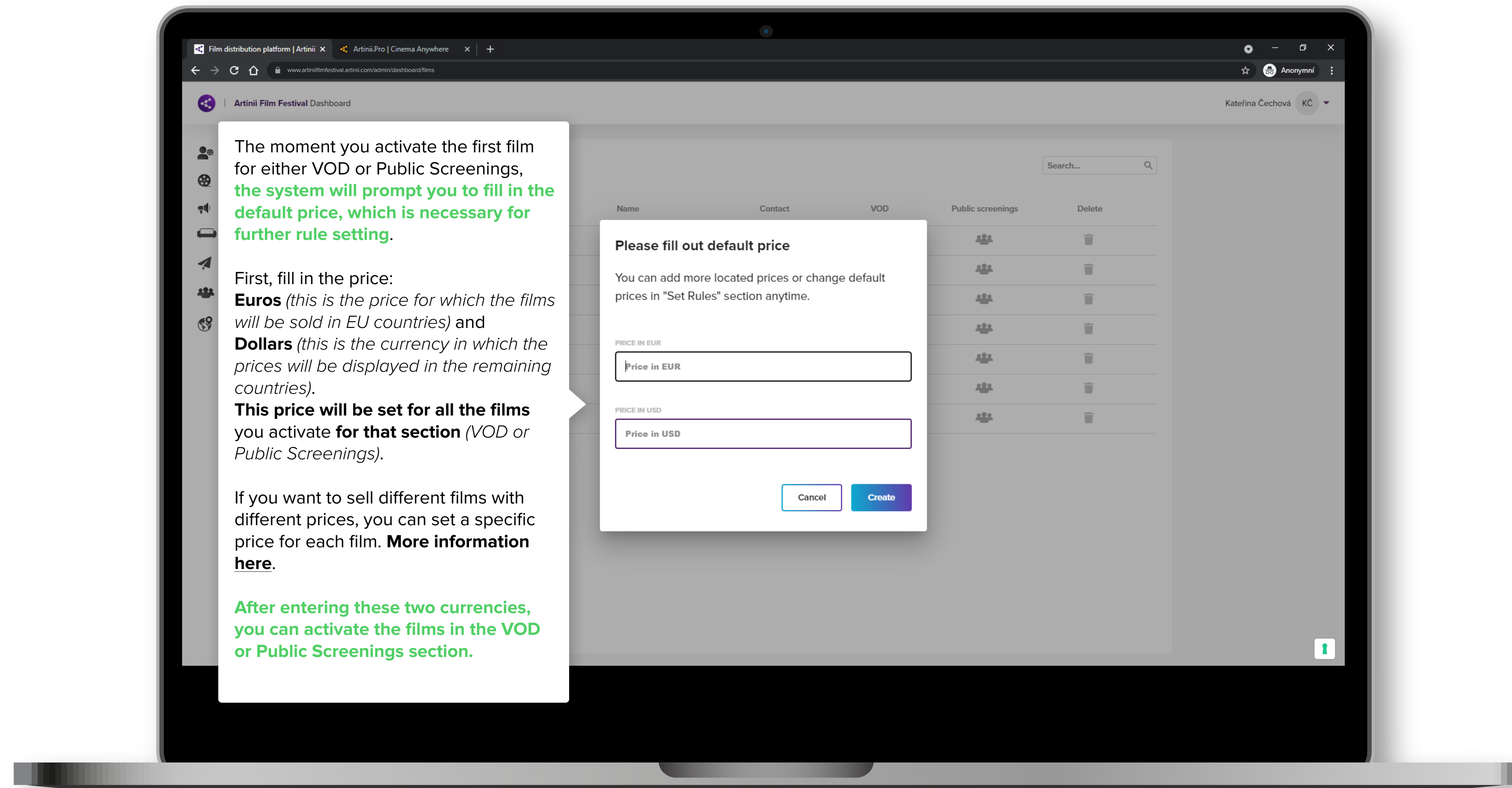
If you have a film for public screenings, click on the audience icon in the Public screenings column.

All films submitted to your Artinii Film Distribution Platform can be found in the **Films** tab.

Of course, you can sell films for both home and public screenings.

Once the icon turns green, you need to go to the Settings section to set up the details and then start selling your films.

HOW DO YOU SET UP THE RULES FOR A FILM FOR PUBLIC SCREENINGS AND FOR VOD?



HOW DO YOU ADD PRE & POST ROLLS INTO THE PLATFORM?

If you want to add any additional video material (commercials, jingles, spots, etc.) to the films you sell or send, **first upload them** in the **Pre & Post rolls** tab.

You can then insert these accompanying files **into playlists** with individual films. The end user will receive a locked playlist as you defined it.

Click on **select** and **select** the desired file from your PC.

